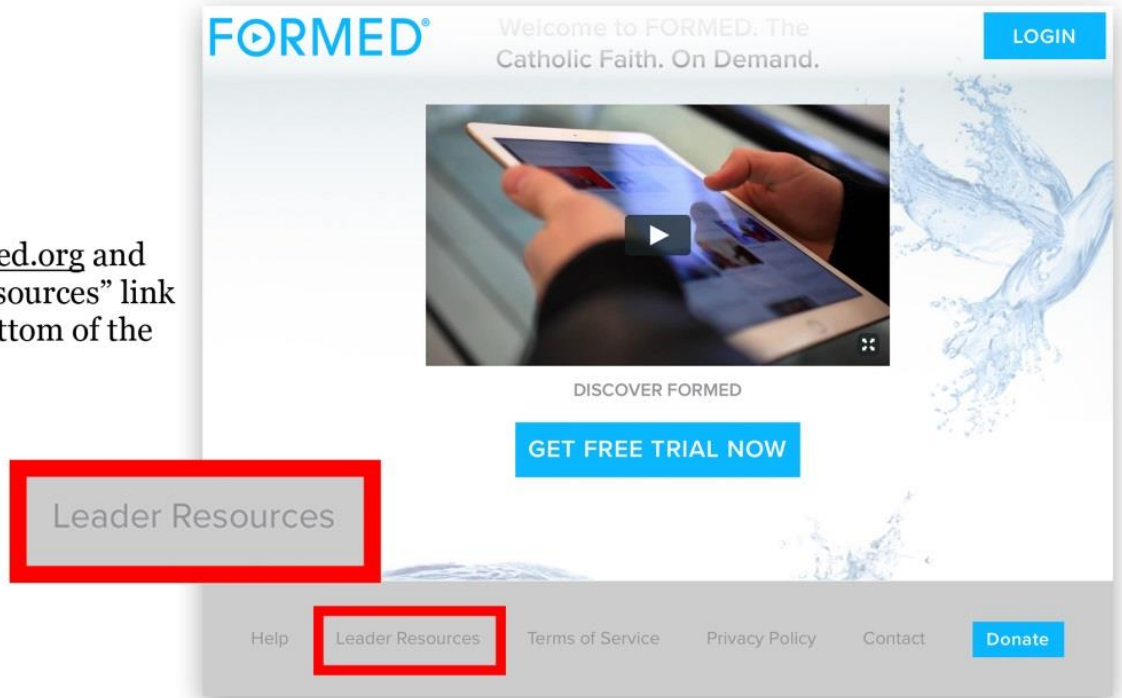


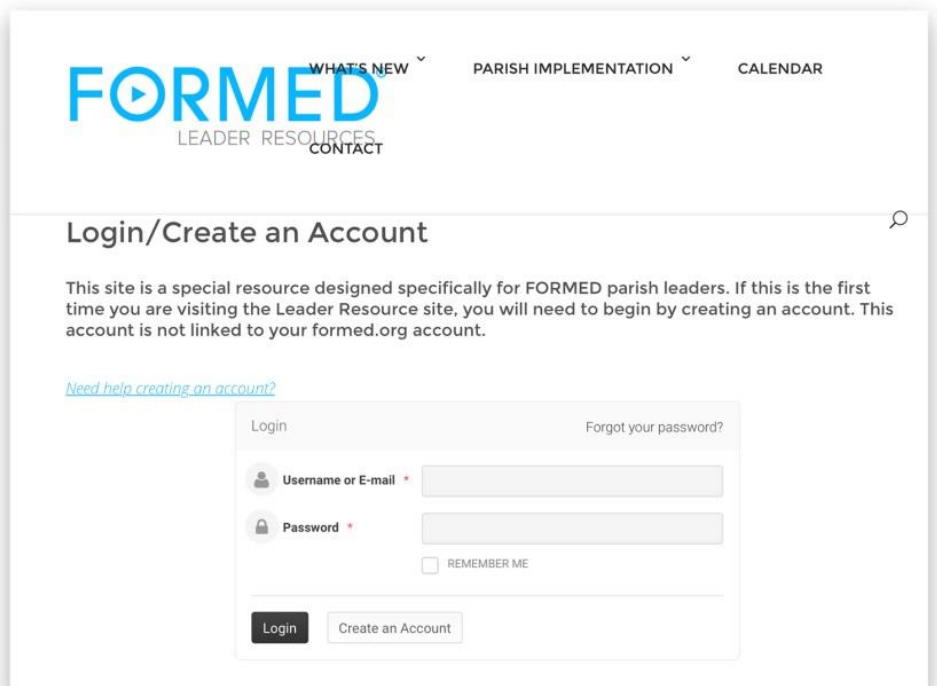
# Creating a Leader Resources Account

Please follow the directions below to register on the Leader Resources site. We have made registration required in order to provide our leaders with a more protected area of support.

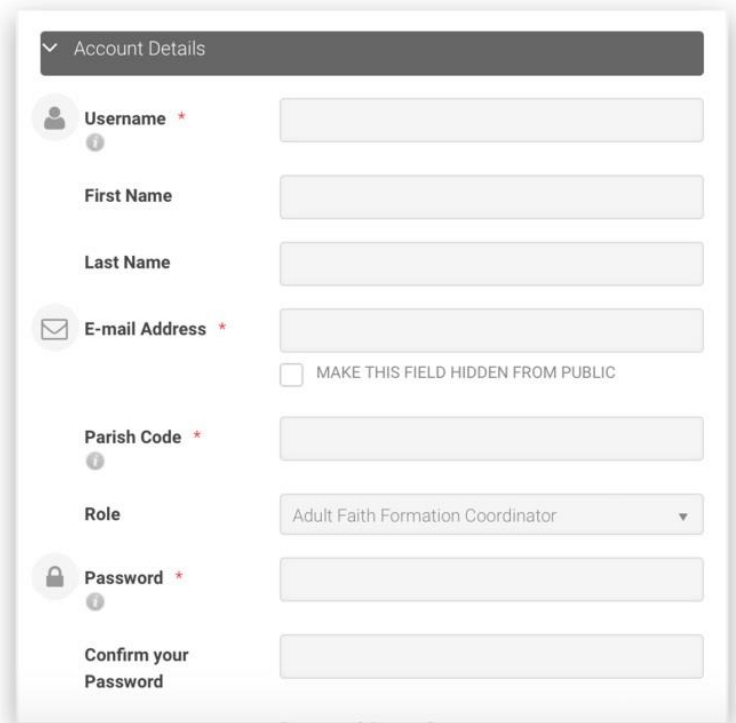
1. Begin on [formed.org](http://formed.org) and click “Leader Resources” link located at the bottom of the webpage.



2. Click “Create an Account.” (Note: This is not automatically linked with your [formed.org](http://formed.org) account, your first time accessing this Leader site you will **need to begin by creating an account**).



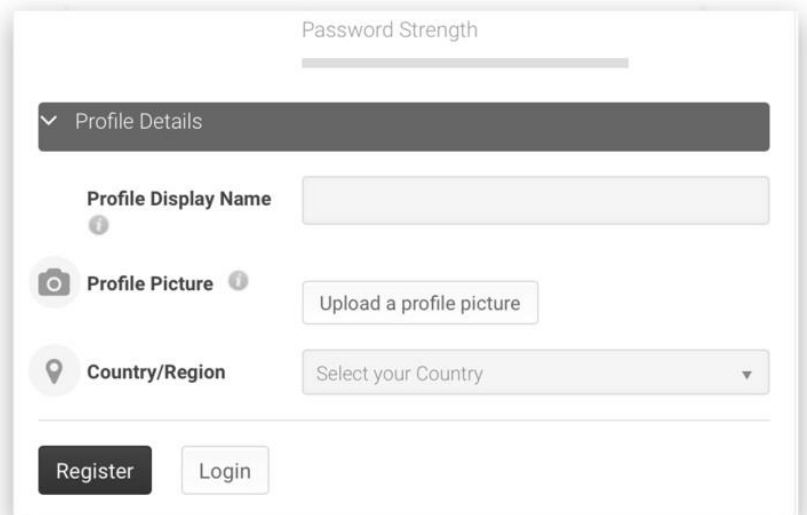
3. You will then need to complete registration by creating a username (which cannot be your email and must contain only alpha characters with no spaces) and filling in your account details including a password that consists of at least 8 characters and must include 1 number.



The screenshot shows a registration form titled "Account Details". It includes the following fields and options:

- Username \***: A text input field with an information icon.
- First Name**: A text input field.
- Last Name**: A text input field.
- E-mail Address \***: A text input field with a checkbox option:  MAKE THIS FIELD HIDDEN FROM PUBLIC.
- Parish Code \***: A text input field with an information icon.
- Role**: A dropdown menu with "Adult Faith Formation Coordinator" selected.
- Password \***: A text input field with an information icon.
- Confirm your Password**: A text input field.

4. Finish your profile details by adding your display name, an optional profile picture, and your country. Click "Register."



The screenshot shows a registration form titled "Profile Details". It includes the following fields and options:

- Profile Display Name**: A text input field with an information icon.
- Profile Picture**: A camera icon and a button labeled "Upload a profile picture".
- Country/Region**: A dropdown menu with "Select your Country" selected.

At the bottom of the form, there are two buttons: "Register" (dark grey) and "Login" (light grey).

5. Once you are logged in you can access materials such as Webinars, Parish Promotional Resources, Success Stories and so much more!

If you have additional questions please contact us at [parishcare@formed.org](mailto:parishcare@formed.org)!